



Rumah
Moderasi
Beragama
UM WALISONGO SEMARANG



ENROLLMENT GUIDELINES



ACCREDITATION



UNIVERSITAS ISLAM NEGERI WALISONGO SEMARANG

Campus I

Walisongo Street No. 3-5 Semarang,
Central Java, Indonesia

Campus II, III

Prof. Dr. Hamka Street, Ngaliyan Semarang,
Central Java, Indonesia

Internasional Student Admission:
admission.walisongo.ac.id

Further Info:

Email: ioffice@walisongo.ac.id
HP/Whatsapp: +62 813-9001-0177
Website: <https://walisongo.ac.id/>
<http://io.walisongo.ac.id/>

TABLE OF CONTENTS

ADMISSION REQUIREMENTS.....	1
ADMISSION GUIDE.....	3
ENROLLMENT AND CONFIRMING ACCEPTANCE.....	10
APPLYING FOR YOUR VISA AND STUDY PERMIT	11

ADMISSION REQUIREMENTS

The minimum requirements for international applicants seeking admission to Walisongo Islamic State University (UIN Walisongo) are as follows:

Academic Requirements:

a. Bachelor/Undergraduate Program (S1)

- 1) Senior high school graduates/equivalent proven by a diploma certificate or other designation equivalent to an education in Indonesia, translated into English and/or Arabic, and legalized by the authorities.
- 2) High School transcript from the origin institution of the applicants or other equivalent which has been legalized by the authorities.
- 3) Recommendation Letter.
- 4) Statement of Purposes/Motivation Letter.

b. Postgraduate Program (Masters and Doctorate)

- 1) A Bachelor (S.1) or Masters (S.2) graduate proven by a certificate or other designation equivalent to an educational institution in Indonesia, translated into English and/or Arabic and legalized by the authorities.
- 2) Bachelor/Undergraduate degree or Master degree transcript from the origin university of the applicants or other equivalent which has been legalized by the authorities
- 3) Letter of recommendation from 2 (two) lecturers who advise final project/academic advisor in Bahasa Indonesia or English.
- 4) Statement of Purposes/Motivation Letter
- 5) Thesis/Dissertation Proposal

Language Requirements (OPTIONAL/ NOT REQUIRED):

a. Undergraduate Program (S1)

- 1) English Proficiency certificate of International Test of English as Foreign Languages (TOEFL) with a minimum score of 400 / International English Language Testing System (IELTS) of a minimum score of 3.0; or
- 2) Arabic Proficiency certificate of Test of Arabic as Foreign Languages (TOAFL) with minimum score of 300.

b. Postgraduate Program (Masters and Doctorate)

- 1) English Proficiency certificate of International Test of English as Foreign Languages (TOEFL) with a minimum score of 450 / International English Language Testing System (IELTS) of at least a score of 4.0 for Master Program and the score of 470 (TOEFL)/ 5.0 (IELTS) for Doctoral Program; or
- 2) Arabic Proficiency certificate of Test of Arabic as Foreign Languages (TOAFL) with minimum score of 350 for Master Program and a score of 370 for Doctoral Program.

Immigration Requirements include:

- a. Scanned Photo of a passport-size color.
- b. Passport with validity period for minimum 2 years.
- c. Having Health Insurance (full coverage) during study period applicable in Indonesia.
- d. Having a financial guarantee statement to ensure the study's continuity, as proven by a bank statement or savings balance of at least Rp. 15.000.000,- (fifteen million rupiah) in the last 3 months for Foreign Students from member countries of the Association of Southeast Asia Nations (ASEAN) and a minimum savings balance of Rp. 30,000,000.000,- (thirty million rupiah) for Foreign Students from other countries. If you rely on a scholarship for funding, please attach sponsorship letter to cover study and living expenses during a study issued by the government or institution that provides you with the scholarships/ education funding.
- e. Health certificate from legal-practising medical-doctor stating that the student is both physically and mentally capable to conduct the studies.
- f. Statement Letter that the student will not work, will not be involved in political movement, and agree to abide by Indonesia's regulations.

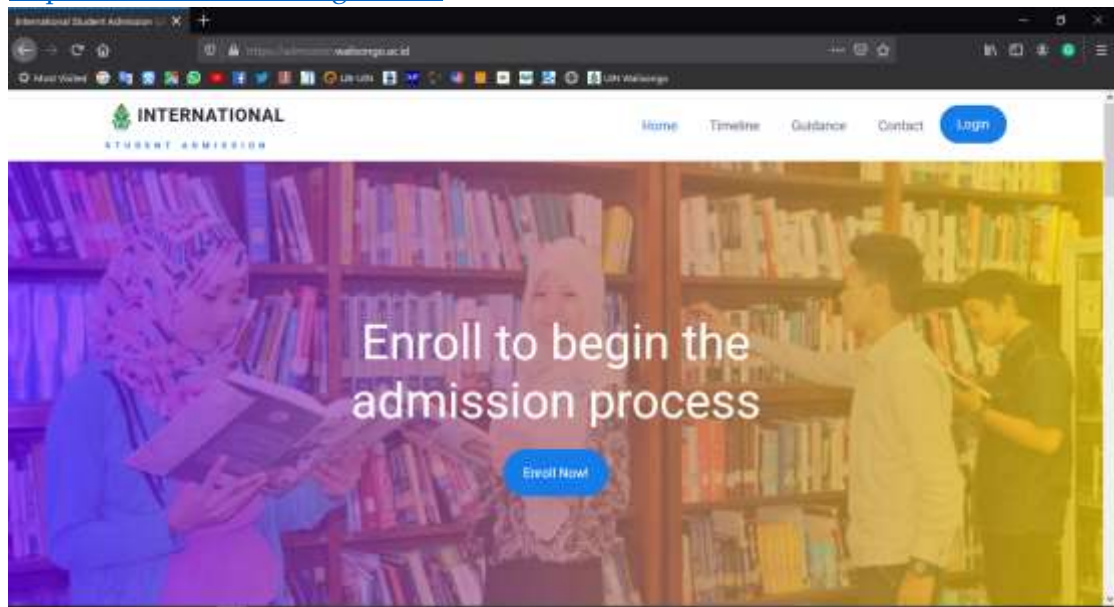
The above mentioned immigration requirements from C to E must be completed after being accepted as a student at UIN Walisongo Semarang.

ADMISSION GUIDE

To apply for admission as a student in UIN Walisongo, you need to:

1) CREATE AN ACCOUNT

Click “Enroll Now!” to use the online Admission Portal at <http://admission.walisongo.ac.id/>



You will be directed to register a new account. You must enter your name exactly as it is shown on your identity documents, because we use that name to verify your identity. To sign up, enter a valid email address and password. You will receive a validation notification by email, asking you to confirm your email address.

To start a new application, complete the form below

Full Name

Email

Password

Repeat Password

I'm not a robot

How to apply for admission to UIN Walisongo

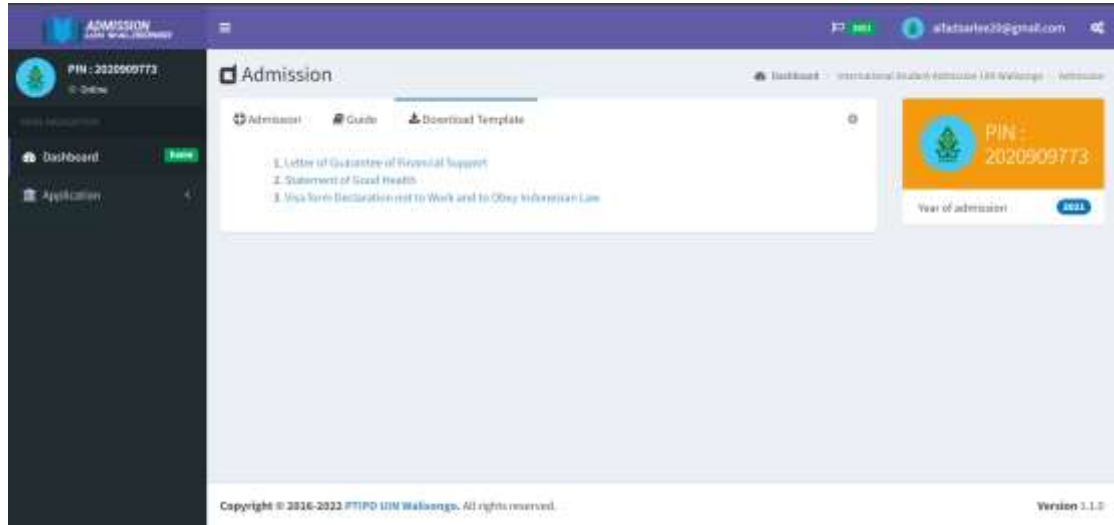
The following document shall be submitted in the admission process:

1. Application Form
2. Copy of graduation certificate and transcript of senior high school level for Bachelor degree applicants that has been approved by local authorities
3. Copy of graduation certificate and transcript of bachelor degree level for master degree applicants that has been approved by local authorities
4. Copy of graduation certificate and transcript of master degree level for doctoral degree applicants that has been approved by local authorities
5. Transcript of graduation certificate and transcript that has been approved by local authority in Bahasa Indonesia or English
6. Bahasa Indonesia proficiency certification
7. Copy of passport with validity period for minimum 3 years
8. Statement Letter that the applicants will not work, will not be involved in political movement, and agree to abide the regulations of Indonesia
9. 1 copy of full color passport sized photograph
10. Health certificate from hospital in home country or Indonesia
11. In particular for master and doctoral degree applicants, please provide letter of recommendation from 2 persons who advise their program in Bahasa Indonesia or English
12. Statement letter of financial resources
13. In particular for doctoral degree applicants please attach 3 copies of dissertation proposal

Finish signing up by activating account through validation notification sent to your email.

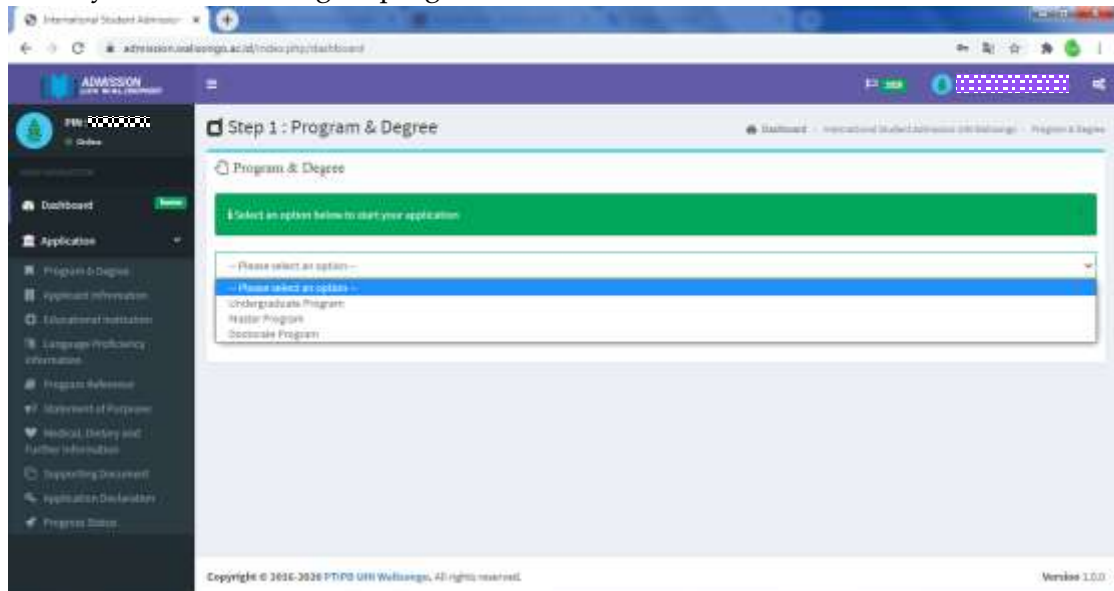
2) COMPLETE THE APPLICATION FORM

Log in to your account and complete the online admission application form. You can download some document templates in the Application Section.



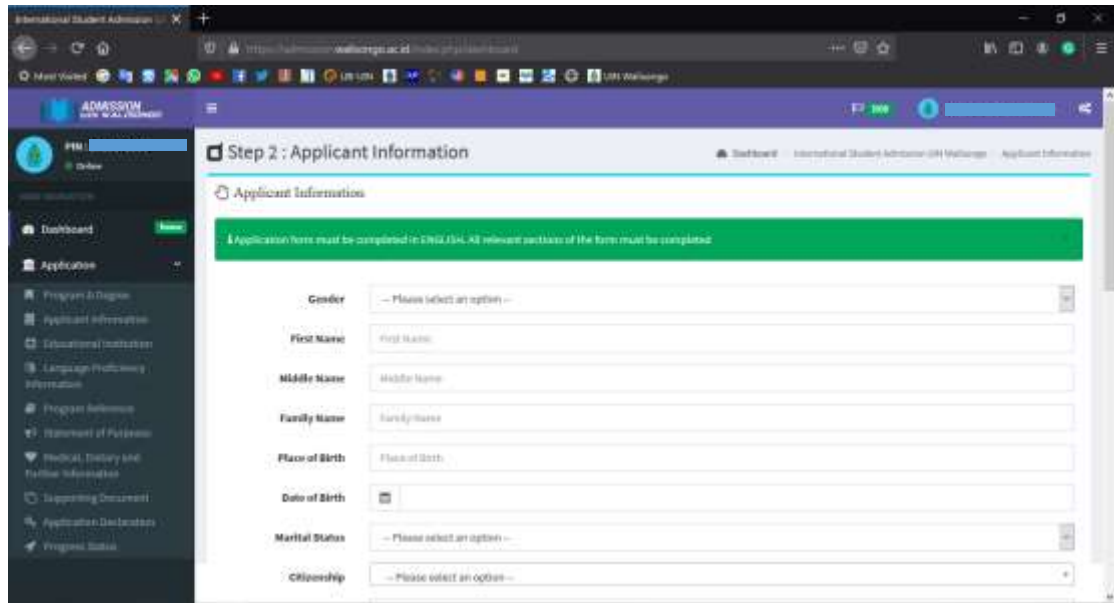
Step 1: Program & Degree

Select your intended degree program.



Step 2: Applicant Information

Complete your profile by filling all sections. In the “Scholarship Provider” column, write the the government or institution that provides you with the scholarships / education funding if you are relying on a scholarship for funding.



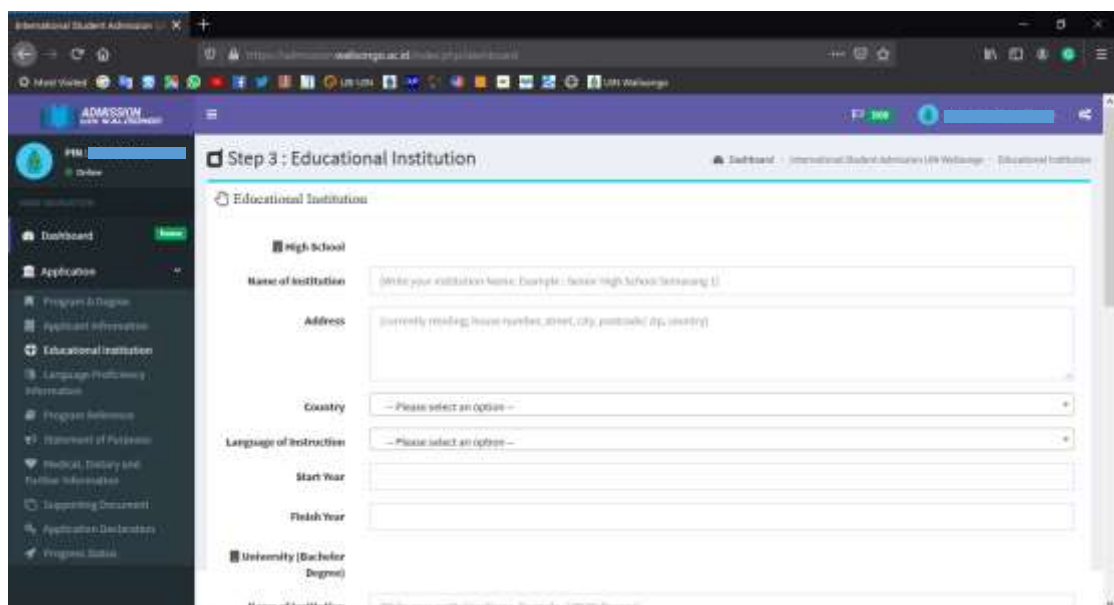
Step 3: Educational Institution

Complete your educational history:

High School for Undergraduate Program Applicant

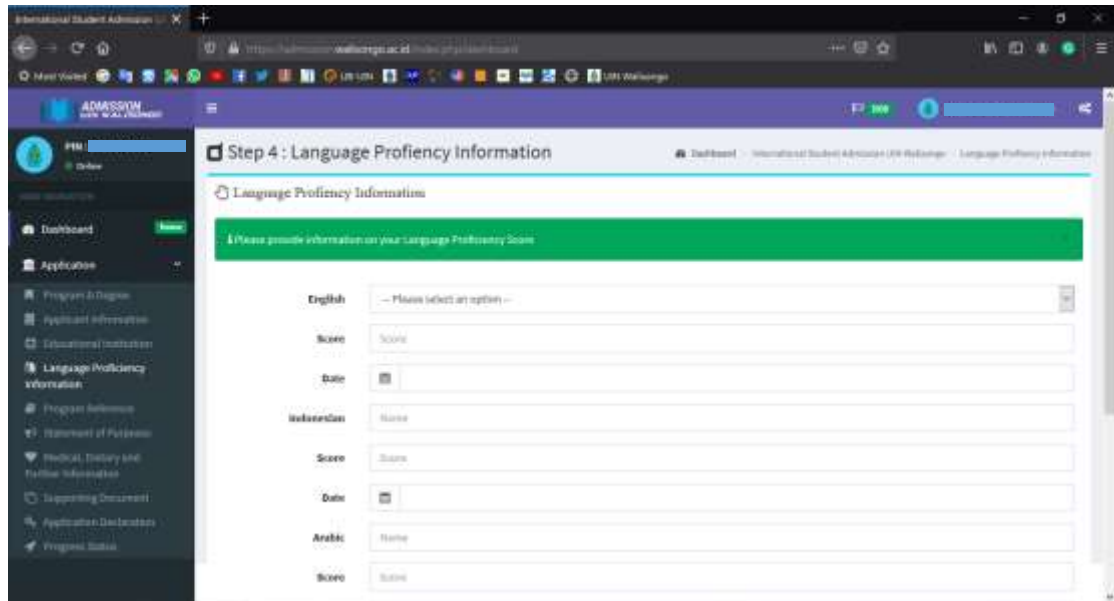
High School and University (Bachelor Degree) for Master Program Applicant

High School and University (Bachelor Degree & Mater Degree) for Doctoral Program Applicant



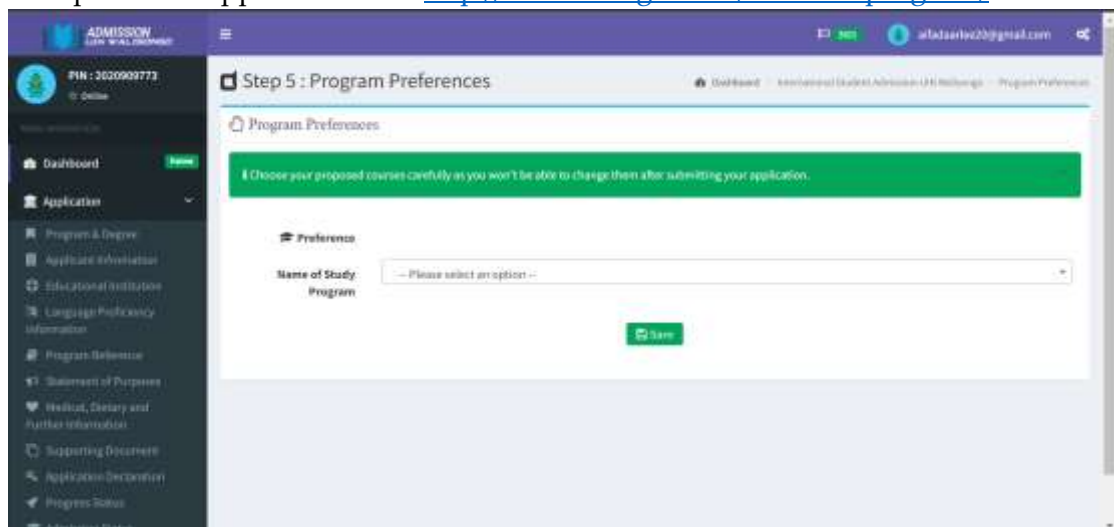
Step 4: Language Proficiency Information

Provide information on your Language Proficiency Score if you ever take a language proficiency test and your native language is not English / Arabic.



Step 5: Program Preferences

Choose your proposed courses carefully as you won't be able to change them after submitting your application. You may only choose one. Check which programs are opened for application here <http://io.walisongo.ac.id/faculties-program/>



Step 6: Statement of Purposes/ Motivation Letter

Write about yourself, such as your family, interest and aspirations. Please include your purpose for joining the program and what you expect to gain from the experience (max. 500 words). You can complete it by inserting photos and links which supply more infos about yourself, such as family photo, Google Scholar ID, Scopus ID, Academic & Research Profile, Company/Organization/ University/Intitute Profile.

The screenshot displays the ADAMSSYM portal interface. The left sidebar contains navigation options: Dashboard, Application, Program & Degree, Applicant Information, Educational Institution, Language Proficiency Information, Program Reference, Statement of Purposes, Medical, Dietary and Further Information, Supporting Document, Application Declaration, and Program Status. The main content area is titled 'Step 6 : Statement of Purposes'. It features a green instruction box: 'Write in the space below, tell us more about yourself, such as your family, interest and aspirations. Please include your purpose for joining this program and what you expect to gain from the experience (max. 500 words)'. Below this is a rich text editor with a toolbar including options for Bold, Italic, Underline, Small, and text color. A large text input area is provided for the user's response, with a 'Save' button at the bottom right. The footer of the page includes the copyright notice 'Copyright © 2016-2020 PTIPB UIN Walisongo. All rights reserved.' and the version number 'Version 1.0.0'.

Step 7: Medical, Dietary, And Further Information

Provide information about your medical condition and difficulty that may affect the completion of your course. Please explain clearly and tell us your concerns.

The screenshot displays the ADAMSSYM portal interface for Step 7: Medical, Dietary And Further Information. The left sidebar is identical to the previous screenshot. The main content area is titled 'Step 7 : Medical, Dietary And Further Information'. It contains five numbered questions, each with a 'Choose' dropdown menu set to 'No':

1. Any disabilities and/or medical condition that UIN Walisongo should be aware of?
2. Do you have any allergies?
3. Do you have any special dietary requirements (e.g. vegetarian, halal food only)?
4. Have you ever been convicted of a criminal offense?
5. Do you foresee any other difficulty that may affect the completion of your course?

A green 'Save' button is located at the bottom right of the form area. The footer of the page includes the copyright notice 'Copyright © 2016-2020 PTIPB UIN Walisongo. All rights reserved.' and the version number 'Version 1.0.0'.

Step 8 : Supporting Document

Submit Required Admission Documents based on the program you have chosen.

The screenshot displays the 'Step 8: Supporting Document' interface. On the left is a navigation menu with options like Dashboard, Application, Program & Degree, Applicant Information, Educational Institution, Language Proficiency Information, Program Reference, Statement of Purpose, Medical History and Further Information, Supporting Document, Application Declaration, and Progress Status. The main content area includes a 'Download Template' button, a file upload section with a 'Browse...' button, and a table of required documents:

#	Documents	File	Options
1	A Passport Color Photo with red background	<input type="text"/>	<input type="button" value="Delete"/> <input type="button" value="Upload"/>
2	A Certified copy of previous study certificate	<input type="text"/>	<input type="button" value="Delete"/> <input type="button" value="Upload"/>

Step 9: Application Declaration

To complete you application, you have to certify that the information contained in Application Form for International Student are true, complete and correct by ticking Declaration and acknowledgement checkbox then save it.

The screenshot displays the 'Step 9: Application Declaration' interface. The main content area contains the following text:

I certify that the statements made by me in Application Form for International Student are true, complete and correct to the best of my knowledge. I fully understand if I am to join the course, I agree to:

- Follow the course of study and abide by the rules of institutions in which I undertake to study
- Act in such a manner that will not bring disrepute to myself, UIN Walisongo, home- institution or my country of citizenship during my study abroad program
- Abide by the rules and regulations governing my visa; Release information contained in this application form to relevant authorities
- Disburse any additional personal expenses not included in the cost of study abroad program that might occur during my study abroad program
- That UIN Walisongo is not responsible for any aspects of my action during the period of program
- The use of photographs of myself which relate to this program, taken by UIN Walisongo or shared by me -- the liability uses include but not limited to promotional materials (e.g. brochures, posters, newspaper articles, website, communication with educational agents, and advertising)
- I am also aware of any medical condition (disability, illness or pregnancy) which might prevent me from completing my study program within the time allowed for the program

Declaration and acknowledgement

I declare, in submitting this application form, that the information contained in it and provided in connection with it is true and correct

Copyright © 2016-2026 PT/PG UIN Walisongo. All rights reserved. Version 1.0.0

You may choose to save your online application form as a draft at any time, and return to finish it later. You can view your progress in completing the application form through Progress Status Section.

You can check your Admission Status in the Progress Status Section from application review to notification of admission results. Based on document

verification, you may be asked to upload additional/complementary documents if needed. In the column provided, you can also explain additional information about the document.

3) INTERVIEW WITH THE ADMISSIONS TEAM

Once the document verification is completed, you will be notified when and how an interview will be held. Our Admission Team will be contacting you for a formal interview.

You can monitor the progress of application review to notification of interview and notification of admission results in the "Progress Status" Section under "Admission Status".

ENROLLMENT AND CONFIRMING ACCEPTANCE

Your Letter of Acceptance may contain one of 3 situations:

Accepted: Accepted applicant will receive Letter of Acceptance (LoA) which can be downloaded in the Progress Status Section. If your letter indicates you have been accepted into your program, the next step is for you to confirm your intention to come to UIN Walisongo by sending your confirmation fee payment and completing required documents. All payment details and full instructions are in your Letter of Acceptance. Your seat in your program is not saved until all conditions have been met, tuition fees have been paid in full and proof of Study Permit approval has been received by UIN Walisongo.

Accepted with Conditions: If your acceptance letter indicates you are accepted with conditions, it will include a list of one or more conditions that you must meet to earn a seat in your program. A condition may be as simple as providing additional academic documentation. Your Letter of Acceptance will have all the information.

Not Accepted: Unfortunately, we may not be able to offer you a seat in the program you have chosen for some reasons.

APPLYING FOR YOUR VISA AND STUDY PERMIT

The appropriate visa for international students to study in Indonesia is the Limited Stay Visa (VITAS). Usually it is for 6 months, 1 year, or two years length of stay. All international students **MUST** enter Indonesia with **STUDY PERMIT** and **STUDENT VISA**. Social-Cultural Visa is **NOT ALLOWED**.

Since your purpose to come to Indonesia is for studying, your VITAS application will require a study permit from the Ministry of Education and Culture of the Republic of Indonesia in order to issue visa authorization from the Immigration Office in Indonesia.

Once you are accepted as a student at UIN Walisongo, you have to complete the above mentioned immigration requirements as detailed as follows.

Study Permit

International Students have to prepare the requirements for obtaining a Study Permit and submit it to UIN Walisongo. UIN Walisongo will complete the required documents and submits an application for study permit to the Director of Institutional Development of Higher Education, the Ministry of Education and Culture of the Republic of Indonesia through the application for Foreign Student Study Permit.

Documents Required for application of study permit for the International Student

(Issued by Walisongo Islamic State University)

1. Study Permit Requests for Foreign Students from UIN Walisongo addressed to the Director of Institutional Development of Higher Education.
2. Copy of Acceptance Letter from UIN Walisongo.
3. Information related to study programs.

(Provided by students)

1. A completed application form.
2. Curriculum Vitae (CV).
3. Copy of graduation certificate and transcript academic record.
4. Copy of Passport with validity period for minimum 2 years.
5. Statement Letter that the student will not work, will not be involved in political movement, and agree to abide the regulations of Indonesia.
6. Letter of Financial Guarantee to cover study and living expenses during your study or sponsorship certificate.
7. Health certificate from legal-practicing medical-doctor stating that the student is both physically and mentally capable to conduct the studies.

8. Scanned Photo of a passport-size color.

If the application of foreign study permit is approved, UIN Walisongo will send the study permit to students. It is our responsibility as your host institution in Indonesia to help you get the study permit in order to get your visa authorization of your entry to Indonesia. Please contact us to give you assistance in this matter. We will be happy to forward all the information and the procedures to you.

Student Visa

After finishing the study permit process, you have to apply for a visa and a Limited Stay Permit through the local Indonesian Embassy (KBRI) or Consulate General of Republic of Indonesia (KJRI). UIN Walisongo will help you to get Visa Approval from Directorate General of Immigration, the Ministry of Law and Human Right of the Republic of Indonesia.

Documents required for application of student visa:

1. Curriculum Vitae.
2. 2 (two) recent close-up photograph (4x6 cm) with red background
3. 1 (one) copy of Passport with validity period for minimum 2 years.
4. Copy of graduation certificate and transcript academic record.
5. Copy of study permit from Ministry of Education and Culture of the Republic of Indonesia.
6. Copy of Acceptance Letter from UIN Walisongo.
7. Copy of Recommendation Letter from UIN Walisongo, addressed to the Directorate General of Immigration, the Ministry of Law and Human Right of the Republic of Indonesia.
8. A completed application form.
9. Copy of Statement Letter from the guarantor or the person in charge while studying.
10. Letter of Financial Guarantee to cover study and living expenses during your study or sponsorship certificate.
11. Health certificate from legal-practising medical-doctor stating that the student is both physically and mentally capable to conduct the studies.
12. Statement Letter that the student will not work, will not be involved in political movement, and agree to abide the regulations of Indonesia.
13. Visa approval issued by Directorate General of Immigration, the Ministry of Law and Human Right of the Republic of Indonesia.

Once arrived in Indonesia, you have to apply for Limited Stay Permit/ Izin Tinggal Terbatas (ITAS) no later than 15 (fifteen) days upon arrival. UIN Walisongo will help you to get Limited Stay Permit from Directorate General of Immigration, the Ministry of Law and Human Right of the Republic of Indonesia.

Documents required for application of Limited Stay Permit:

1. Curriculum Vitae.
2. 2 (two) recent close-up photograph (4x6 cm) with red background
3. Copy of Passport with validity period for minimum 2 years.
4. Copy of graduation certificate and transcript academic record.
5. Copy of student Visa
6. Copy of Health Insurance during study period